



Technical Specification Sheet:

Screwlock Cable

Models: H01030, H01031, H01032, H01033



H01030 / H01030-5 / H01030-10

Screwlock Cable
3.0mm x 120mm | 0.1" x 4.75"
Max Load: 1.0kg | 2.0lbs
Max Tether Length: 1.3m | 51"
ANSI/ISEA 121-2018
COMPLIANT

H01031 / H01031-5 / H01031-10

Screwlock Cable
3.0mm x 150mm | 0.1" x 6.0"
Max Load: 1.0kg | 2.0lbs
Max Tether Length: 1.3m | 51"
ANSI/ISEA 121-2018
COMPLIANT

H01032 / H01032-5 / H01032-10

Screwlock Cable
4.0mm x 160mm | 0.15" x 6.25"
Max Load: 2.0kg | 4.4lbs
Max Tether Length: 1.3m | 51"
ANSI/ISEA 121-2018
COMPLIANT

H01033 / H01033-5 / H01033-10

Screwlock Cable
4.0mm x 200mm | 0.15" x 8.0"
Max Load: 2.0kg | 4.4lbs
Max Tether Length: 1.3m | 51"
ANSI/ISEA 121-2018
COMPLIANT

FOR PRODUCT SUPPORT CONTACT:

WWW.MAXISAFE.COM.AU

Screwlock Cable

SAFETY INFORMATION

⚠️ WARNING Before using the Screwlock Cable, read all provided safety information pertaining to the use of your Dropped Tool Prevention (DTP) device. FAILURE TO DO SO COULD RESULT IN INJURY OR DEATH.

The user of a DTP device bears the responsibility of reading all safety information contained herein. Keep this manual for future reference.

Intended Use:

When used properly, the Screwlock Cable can prevent workplace hazards resulting from dropped tools. These may include personal injury and material damage.

MAXISAFE® does not approve use of this device for any activities not described in the User Instructions. This device is not intended to be used in any recreational activity, as a personal fall-arrest device or in any other manner not described herein.

⚠️ WARNING Misuse of this device could result in serious injury or death.

Adhere to all manufacturer recommendations regarding the operation and maintenance of this device. For additional information, contact MAXISAFE® customer support.

Read and adhere to the following in order to ensure correct operational functionality:

- Your DTP should never be used as a personal fall-arrest device or restraint system.
- Do not use this device with tools that exceed the specified maximum load/weight.
- A DTP device used in applications that exceed the limits of operation specified by the manufacturer should be considered unsafe and should be replaced.
- Do not tether a tool over 2.5kg/5.5lbs directly to your clothing or person.
- Inspect your DTP device before each use.
- Ensure the DTP device is securely connected to a load rated tool connector or anchor point before use.
- Inspect any tool connector point before it is connected to the DTP device.
- Modification of the DTP device voids all warranties and violates manufacturer recommendations.
- Do not use a tool that cannot be connected to your DTP in the manner specified.
- It is unsafe to extend the length of the DTP product by any means.
- Do not use this product if it will create an unsafe working environment.
- Use extra precaution around moving machinery, moving parts, electrical hazards, extreme temperatures, chemical hazards, or combustion hazards.
- Avoid contact between the Screwlock Cable and rough or sharp edges.
- All connected tools and equipment, including connection points, must be compatible for use with this DTP device.
- Always wear appropriate personal protective equipment.

- If a tether has arrested a dropped tool or object, it should be taken out of service and replaced.
- All procedures shown in this instruction are for Screwlock Cable products only.

GENERAL USE AND CARE

The Screwlock Cable provides a quick, easy and cost-effective way to create a certified, load rated tool connection point for tools with a suitable existing hole.

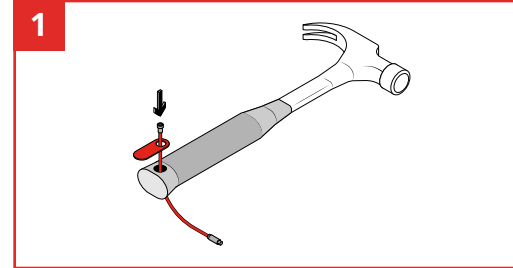
Recommended Use of Screwlock Cable:

- Use the H01030 & H01031 Screwlock Cable for tools that weigh up to 1.0kg/2.0lbs.
- Use the H01032 & H01033 Screwlock Cable for tools that weigh up to 2.0kg/4.4lbs.
- Only attach Screwlock Cable to an existing, engineered hang hole/slot.
- Do not attempt to create your own hole. If a tool does not have an existing hang-hole/slot then use a Tool Catch and V-Gripp Tape.

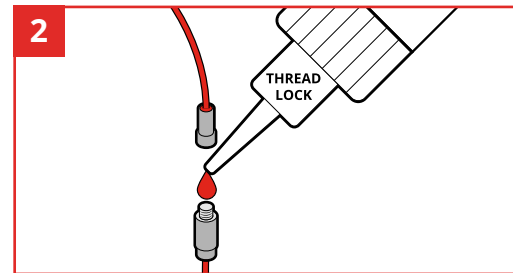
Before Use:

Thoroughly inspect your DTP device before each use. Do not use any component that presents deformities or deterioration.

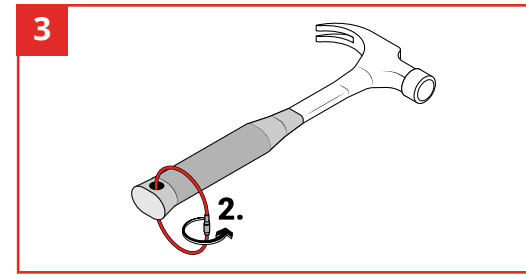
HOW TO USE / INSTRUCTIONS:



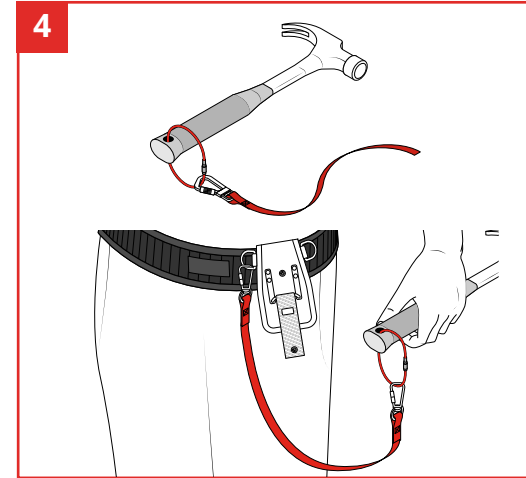
Thread the Screwlock Cable through the pre-formed hole in the tool.



Squeeze a drop of thread-locking compound onto thread for a permanent connection point.



Screw the two ends together, ensuring they are screwed fully in and the threads haven't crossed.



Your Screwlock Cable is now ready to connect with a suitable tether.

After Use Care:

Clean and inspect the Screwlock Cable and any connected tethers. For tougher stains, use warm water and a mild soap or detergent. Do not use again until dry.

Store in a clean and dry environment. Proper care will help to ensure that it will operate effectively and extend its service.

there's safe & there's **maxisafe**

in linkedin.com/company/maxisafe-safety-

f facebook.com/maxisafe.com.au

gear youtube.com/@maxisafe

instagram.com/maxisafe.com.au